

AERODUCT

The Most
Comprehensive
Range of Ducting
Accessories

Manufactured by:

Hira
INDUSTRIES




AD26B13D

Contents

Page No.

Flexible Duct Connectors	1
Duct Fabric	4
Insulated Flexible Duct Connectors	5
Installation Guide – Flexible Duct Connectors	7
Flexible Ducts	8
Insulated Flexible Ducts	9
Uninsulated Flexible Ducts	11
Semi Rigid Flexible Ducts	12
PVC & Combo Flexible Ducts	13
Installation Guide – Flexible Ducts	15
Aeroduct Banding	16
Insulation Fasteners	17
Installation Guide – Insulation Fasteners	20
Project References	21



FLEXIBLE DUCT CONNECTOR



AD26B13D

FLEXIBLE DUCT CONNECTORS

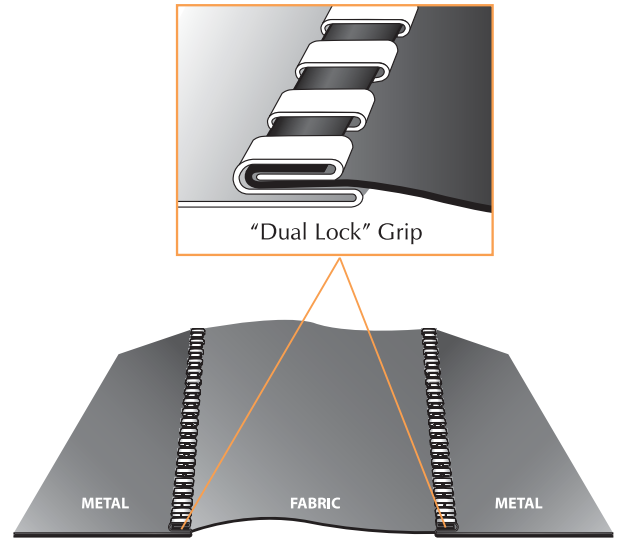
All mechanical equipment like Air Handling Units, Fan Coil Units and Ventilation Fans generate noise and vibrations when used. To eliminate the noise and vibrations from transmitting through the air ducts, it is necessary to install an airtight flexible joint between the outlet of the equipment, and the inlet of the ducts.

The joint formed by attaching a layer of fabric to two strips of metal on either side is called a "Flexible Duct Connector".

The most critical part of this Flexible Duct Connector is the fabric which has to be selected to suit the typical requirements of each installation.


AERODUCT offers two types of dual lock of metal-to-fabric mechanism:

1. Dual Lock Grip with 3 folds for 28 Gauge metal.
2. Dual Lock Grip with 2 folds for 24 Gauge metal.



Part No.	Size Metal x Fabric x Metal (mm)	Length (Feet)	Metal Gauge	Specifications	
UL Classified Vinyl					
V-G8-145-75	45x75x45	75	28	Fabric	Vinyl is the most commonly used fabric for all air duct installations due to its high tear strength, and its high abrasion resistance. Recommended for low to medium pressure ductwork systems. Airtight and waterproof construction. NFPA 701
V-G8-145-100	45x75x45	100	28	Weight	
V-G8-145-150	45x75x45	150	28	Tear Strength	
V-G8-190-100	45x100x45	100	28		
V-G8-230-100	70x100x70	100	28	Tensile Strength	
V-G8-230-150	70x100x70	150	28		
V-G4-145-100(S)	45x75x45	100	24	Burst Strength	
V-G4-225-100	75x75x75	100	24	Temperature Range	
V-G4-250-100	75x100x75	100	24		
V-G4-300-100	75x150x75	100	24		
V-G4-350-100	100x150x100	100	24		
UL Classified Neoprene					
BSN-G8-145-100	45x75x45	100	28	Basic Fabric	Neoprene is recommended for use in application where high mechanical strength is required. Neoprene is extremely resistant to most alkalies, gasoline and toxic fumes. Airtight and waterproof construction. UV resistant. Neoprene fabric does not contain material that contribute ODP or GWP NFPA 701
BSN-G8-145-150	45x75x45	150	28	Weight	
BSN-G8-230-100	70x100x70	100	28	Tear Strength	
BSN-G8-230-150	70x100x70	150	28		
BSN-G4-145-100	45x75x45	100	24	Tensile Strength	
BSN-G4-225-100	75x75x75	100	24	Burst Strength	
BSN-G4-250-100	75x100x75	100	24	Temperature Range	
BSN-G4-300-100	75x150x75	100	24		
BSN-G4-350-100	100x150x100	100	24		

FLEXIBLE DUCT CONNECTORS

Part No.	Size Metal x Fabric x Metal (mm)	Length (Feet)	Metal Gauge	Fabric Technical Specifications	Features
 Silicon					
S-G8-145-100	45x75x45	100	28	Fabric : Silicon	Silicon fabric has a special Silicon Rubber coating that has excellent resistance to high and low temperatures. Silicon is extremely resistant to chemicals and ozone, and emits very low smoke when burnt. Recommended for applications where high temperature is of main concern in both indoor and outdoor installations. Airtight and waterproof construction.
S-G8-230-100	70x100x70	100	28	Weight : 16oz./sq. yd (560 g/m2) ± 5%	
S-G4-225-100	75x75x75	100	24	Tear Strength : 22 x 19 Kgs 48 x 42 lbs	
S-G4-250-100	75x100x75	100	24	Tensile Strength : 228 x 171 Kgs 503 x 376 lbs	
S-G4-300-100	75x150x75	100	24	Burst Strength : 450 psi	
S-G4-350-100	100x150x100	100	24	Temperature Range : -30 deg C to 300 deg C	
S-G4-145-100(S)	45x75x45	100	24		
Canvas					
C-G8-145-100	45x75x45	100	28	Fabric : Canvas	Traditional Canvas cloth used for air conditioning and ventilating applications, indoors and outdoors. Airtight and waterproof construction.
C-G8-220-75	60x100x60	75	28	Weight : 16oz./sq. yd (535 g/m2) ± 5%	
C-G8-230-75	70x100x70	75	28	Tear Strength : 4 x 4 Kgs 9 x 9 lbs	
C-G8-230-100	70x100x70	100	28	Tensile Strength : 127 x 96 Kgs 280 x 210 lbs	
C-G8-280-100	70x150x70	100	28	Temperature Range : -40 deg C to 93 deg C	
C-G8-300-100	75x150x75	100	28		
C-G4-300-100	75x150x75	100	24		

All AERODUCT Connectors have ODP = 0 & GWP < 5.
Sizes other than the above can be manufactured on request.
Tolerance applicable ± 5%.

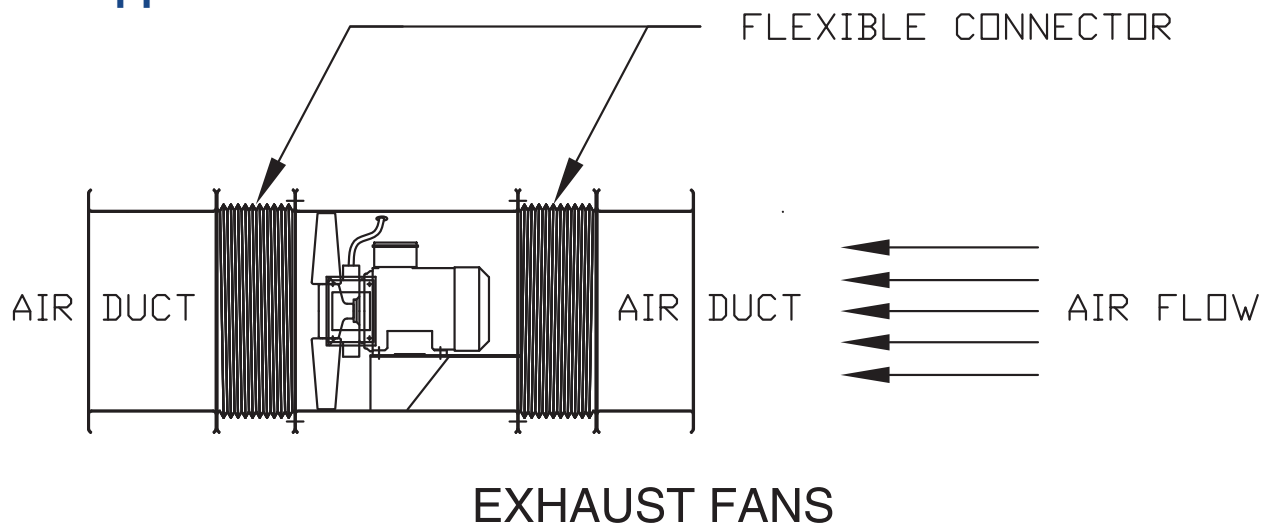
The complete range of AERODUCT fabrics are also available without metal for customers who have the need for only the fabric. Standard roll widths are given in the table and are available in lengths of 100 feet and 150 feet.

Fabric	Model No.	Width of Fabric	Length
Vinyl	V-75-100	3" (75 mm)	100 feet
Vinyl	V-100-100	4" (100 mm)	100 feet
Vinyl	V-150-100	6" (150 mm)	100 feet
Vinyl	V-200-100	8" (200 mm)	100 feet
Vinyl	V-250-100	10" (250 mm)	100 feet
Neoprene	BSN-75-100	3" (75 mm)	100 feet
Neoprene	BSN-100-100	4" (100 mm)	100 feet
Neoprene	BSN-150-100	6" (150 mm)	100 feet
Neoprene	BSN-200-100	8" (200 mm)	100 feet
Neoprene	BSN-250-100	10" (250 mm)	100 feet
Silicon	S-75-100	3" (75 mm)	100 feet
Silicon	S-100-100	4" (100 mm)	100 feet
Silicon	S-150-100	6" (150 mm)	100 feet

Sizes other than the above can be manufactured on request.

Tolerance applicable $\pm 5\%$.


Typical Application



1. Dual Lock Grip with 3 folds for 28 Gauge metal.

2. Dual Lock Grip with 2 folds for 24 Gauge metal.

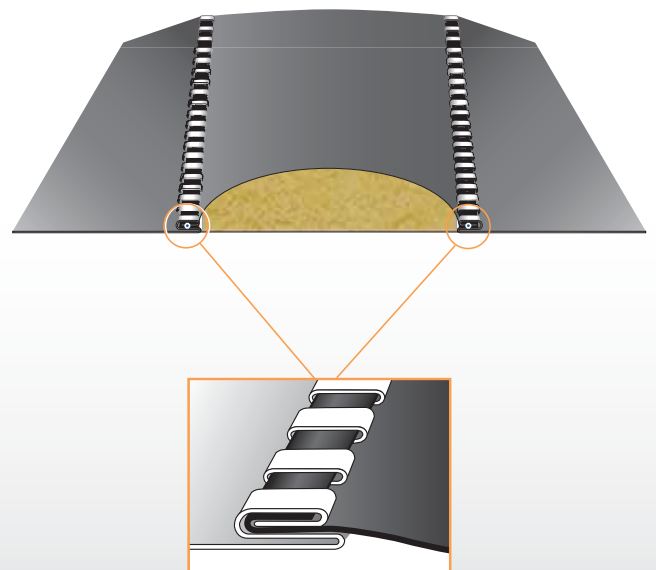
INSULATED FLEXIBLE DUCT CONNECTORS



For acoustically treated ductwork and supply ducts, it is important that the fabric of the connector is also insulated in addition to the insulation fixed on the ducting. This enables the Flexible Duct Connector to achieve maximum effectiveness.

Externally insulating the fabric, may damage the coating on it, and also make it stiff thereby affecting the noise and vibration absorption properties of the fabric. AERODUCT has a complete range of “Insulated Duct Connectors” which use a 25mm thick fibreglass insulation of R Value 4.2, sandwiched between two layers of fabric. The various options of fabrics offered in insulated models, ensure that the Flexible Duct Connectors can be used for all possible types of ductwork installations. Thicker and higher density fibreglass can be provided on request.

All models of Insulated Duct Connectors from AERODUCT are available in 24 Gauge and 28 Gauge Steel.



AD26B13D

INSULATED FLEXIBLE DUCT CONNECTORS

Part No.	Size Metal x Fabric x Metal (mm)	Length (Feet)	Metal Gauge	Specifications	
VINYL					
ISV-G8-145-100	45x75x45	100	28	Fabric	Fiberglass Insulation
ISV-G8-230-100	70x100x70	100	28	Fabric : Vinyl	Insulation : Fiberglass 16 kg/m3, 25mm thickness
ISV-G8-280-100	70x150x70	100	24	Weight : 2 x 14oz./sq. yd (480 g/m2) ± 5%	R Value : 4.2
ISV-G4-145-100	45x75x45	100	24	Tear Strength : 31 x 24 Kgs 62 x 53 lbs	
ISV-G4-225-100	75x75x75	100	24	Tensile Strength : 146 x 130 Kgs 322 x 287 lbs	
ISV-G4-250-100	75x100x75	100	24	Burst Strength : 400 psi	
ISV-G4-300-100	75x150x75	100	24	Temperature Range : -40deg C to 93 deg C	
NEOPRENE					
ISBSN-G8-145-100	45x75x45	100	28	Fabric	Fiberglass Insulation
ISBSN-G8-230-100	70x100x70	100	28	Fabric : Neoprene	Insulation : Fiberglass 16 kg/m3, 25mm thickness
ISBSN-G8-290-100	70x150x70	100	28	Weight : 2 x 18oz./sq. yd (630 g/m2) ± 5%	R Value : 4.2
ISBSN-G4-145-100	45x75x45	100	24	Tear Strength : 5.5 x 7 Kgs 12 x 15 lbs	
ISBSN-G4-225-100	75x75x75	100	24	Tensile Strength : 592 x 350 Kgs 1306 x 772 lbs	
ISBSN-G4-250-100	75x100x75	100	24	Burst Strength : 800 psi	
ISBSN-G4-300-100	75x150x75	100	24	Temperature Range : -30deg C to 150 deg C	
SILICON					
ISS-G8-145-100	45x75x45	100	28	Fabric	Fiberglass Insulation
ISS-G8-230-100	70x100x70	100	28	Fabric : Silicon	Insulation : Fiberglass 16 kg/m3, 25mm thickness
ISS-G8-290-100	70x150x70	100	28	Weight : 2 x 16oz./sq. yd (560 g/m2) ± 5%	R Value : 4.2
ISS-G4-145 -100	45x75x45	100	24	Tear Strength : 22 x 19 Kgs 48 x 42 lbs	
ISS-G4-225-100	75x75x75	100	24	Tensile Strength : 228 x 171 Kgs 503 x 376 lbs	
ISS-G4-250-100	75x100x75	100	24	Burst Strength : 450 psi	
ISS-G4-300-100	75x150x75	100	24	Temperature Range : -30 deg C to 300 deg C Rated for use at 400 deg C for 2 hours	

Sizes other than the above can be manufactured on request.

Tolerance applicable ± 5%.

INTERNATIONAL TEST CERTIFICATES



Flexible Duct Connectors



Flexible Ducts



PSB Singapore



AD26B13D



INSTALLATION GUIDE – FLEXIBLE DUCT CONNECTORS

Ensure that the notched side of the connector faces outward and position the joint in the middle of a side rather than at a corner.




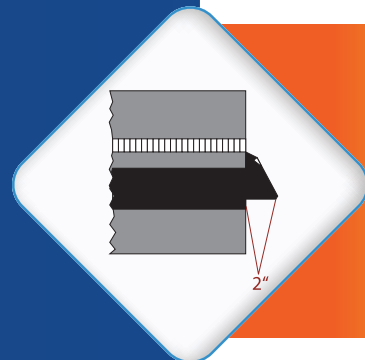
1. Remove the roll from the box, and cut the connector to the required length.

2. Holding the seam portion upwards to an angle of 90 degrees, make notches at the points where bending is required.




3. Bend the connector to form the required shape.

4. From the end of the connector, cut away the metal portion exposing only the fabric, with length of around 2 inches.



5. Join the two ends of the sheet metal by using rivets or screws. Apply a liberal amount of adhesive on the fabric portion under the tongue, and hold the joint for few seconds to ensure the seal.

6. Round Flexible connections can also be fabricated using the same procedure.




One side of the connector to be fixed with rivets on the mouth of the equipment and the other side to be fixed with rivets onto duct.



FLEXIBLE DUCTS

Specification Data



No.	Specifications	Insulated	Insulated	Insulated
	MODEL No	ADI1	ADI1M	ADI2
1	Inner Core	Double laminated film, with black pigmented adhesive, permanently bonded to corrosion helix resistant steel wire.	Double laminated Metallized film, with permanently bonded to corrosion resistant steel wire helix.	Triple laminated Alupet Foil film with Metallized film, permanently bonded to corrosion resistant steel wire helix.
2.	Outer Jacket	Strong vapour barrier made from metallized film laminate.	Strong vapour barrier made from metallized film laminate.	Strong vapour barrier made from metallized film laminate.
3.	Insulation thickness	25mm / 38mm / 50mm	25mm / 38mm / 50mm	25mm / 38mm / 50mm
4.	Density	16kg/m ³ / 24kg/m ³	16kg/m ³ / 24kg/m ³	16kg/m ³ / 24kg/m ³
5.	R value	4.2	4.2	4.2
6.	Maximum Positive Pressure	10"w.g. - 4" - 16" 6"w.g. - 18" - 20"	10" w.g.- 4" to 16" 6" w.g. - 18 to 20"	10"w.g. - 4" - 16" 6"w.g. - 18" - 20"
7.	Maximum Negative Pressure	3/4"w.g. - All diameters	3/4"w.g. - All diameters	3/4"w.g. - All diameters
8.	Maximum Velocity	5000 fpm	5000 fpm	5000 fpm
9.	Operating Temperature	-30 deg C to +150 deg C -20 deg F to +300 deg F	-30 deg C to +150 deg C -20 deg F to +300 deg F	-30 deg C to +150 deg C -20 deg F to +300 deg F
10.	Standard Length	25 feet	25 feet	25 feet
11.	Diameter	4" to 20"	4" to 20"	4" to 20"
12.	Fire Rating	BS 476, part 6 Class 0 BS 476, part 7 Class1	BS 476, part 6 Class 0 BS 476, part 7 Class1	BS 476, part 6 Class 0 BS 476, part 7 Class1 ASTM - E84

Sizes other than the above can be manufactured on request.

Tolerance applicable \pm 5%.

AD26B13D

Specification Data



No.	Specifications	Insulated - Reinforced Barrier	Insulated - Reinforced Barrier	Insulated - Reinforced Barrier
	MODEL No	ADIR1	ADIR2	ADIRA
1	Inner Core	Double laminated film, with black pigmented adhesive, permanently bonded to corrosion resistant steel wire helix.	Triple laminated Alupet Foil Film with Metallized Film, permanently bonded to corrosion resistant steel wire helix.	UL LISTED Multilayer Alupet foil film permanently bonded with galvanized steel helix wire.
2.	Outer Jacket	Double laminated metallized film with fiberglass scrim reinforced vapour barrier.	Double laminated metallized film with fiberglass scrim reinforced vapour barrier.	Strong vapor barrier made from multi-layer Alupet film combined with separate strong fiberglass Reinforced scrim.
3.	Insulation thickness	25mm / 38mm / 50mm	25mm / 38mm / 50mm	25mm / 38mm / 50mm
4.	Density	16kg/m ³ / 24kg/m ³	16kg/m ³ / 24kg/m ³	24kg/m ³
5.	R value	4.2	4.2	4.2/6/8
6.	Maximum Positive Pressure	10"w.g. - 4" - 16" 6"w.g. - 18" - 20"	10"w.g. - 4" - 16" 6"w.g. - 18" - 20"	10"w.g.
7.	Maximum Negative Pressure	3/4"w.g. - All diameters	3/4"w.g. - All diameters	3/4"w.g.
8.	Maximum Velocity	5000 fpm	5000 fpm	3000 fpm
9.	Operating Temperature	-30 deg C to +150 deg C -20 deg F to +300 deg F	-30 deg C to +150 deg C -20 deg F to +300 deg F	-30 deg C to +150 deg C -20 deg F to +300 deg F
10.	Standard Length	25 feet	25 feet	25 feet
11.	Diameter	4" to 20"	4" to 20"	4" to 20"
12.	Fire Rating	BS 476, part 6 Class 0 BS 476, part 7 Class1	BS 476, part 6 Class 0 BS 476, part 7 Class1 ASTM - E84	UL181 ASTM E - 84 BS 476, part 6 Class 0 BS 476, part 7 Class1

Sizes other than the above can be manufactured on request.

Tolerance applicable ± 5%.

AD26B13D

Specification Data



No.	Specifications	Uninsulated	Uninsulated	Uninsulated
	MODEL No	ADUI3	ADUI4	ADUI5
1	Inner Core	Triple laminated Alupet foil film with metallized film, permanently bonded to corrosion resistant steel wire helix.	Double laminated metallized film, permanently bonded to corrosion resistant steel wire helix.	Double laminated film with black pigmented adhesive, permanently bonded to corrosion resistant steel wire helix.
2	Maximum Positive Pressure	10" w.g.- 4" to 16"	10" w.g.- 4" to 16"	10" w.g.- 4" to 16"
		6" w.g.- 18" to 20"	6" w.g.- 18" to 20"	6" w.g.- 18" to 20"
3	Maximum Negative Pressure	1" w.g. All diameters	1" w.g. All diameters	1" w.g. All diameters
4.	Maximum Velocity	5000 fpm	5000 fpm	5000 fpm
5	Operating Temperature	-30 deg C to + 150 deg C -20 deg F to + 300 deg F	-30 deg C to + 150 deg C -20 deg F to + 300 deg F	-30 deg C to + 150 deg C -20 deg F to + 300 deg F
6	Standard Length	25 feet	25 feet	25 feet
7	Diameter	4" to 22"	4" to 22"	4" to 22"
8	Fire Rating	BS 476, part 6 Class0 BS 476, part 7 Class1	-	-

Standard length 25 feet and on request 10 meter is available
Tolerance applicable ± 5%.

Specification Data



No.	Specifications	Uninsulated	Insulated	Insulated
	MODEL No	ADSR	ADISR	ADISR1
1	Inner Core	Semi rigid aluminum flexible duct is made from aluminum folded strips, winded spirally. Aluminum film sheet is leak proof interlock crimped.	Semi rigid aluminum flexible duct is made from aluminum folded strips, winded spirally. Aluminum film sheet and leak proof interlock crimped.	Semi rigid aluminum flexible duct is made from aluminum folded strips, winded spirally. Aluminum film sheet and leak proof interlock crimped.
2	Outer Core	-	Strong vapour barrier made from Alupet foil film laminate.	Strong vapour barrier made from Metallized film laminate.
3	Insulation thickness	-	25mm	25mm
4	Density	-	16kg/m ³ & 24kg/m ³	16kg/m ³ & 24kg/m ³
5	R value	-	4.2	4.2
6	Maximum Pressure	-	6" wg or 1495 Pascal - All diameters	6" wg or 1495 Pascal - All diameters
7	Maximum Velocity	8000 fpm	8000 fpm or 40.6 m/s	8000 fpm or 40.6 m/s
8	Operating Temperature	-30 deg C to + 250 deg C -20 deg C to + 480 deg C	-30 deg C to + 250 deg C -20 deg F to + 480 deg F	-30 deg C to + 250 deg C -20 deg F to + 480 deg F
9	Standard Length	3 meter	3 meter	3 meter
10	Diameter	4" to 12.5"	4" to 8"	4" to 8"
11	Fire Rating	BS 476, part 7 Class1 BS 476 part 6 Class0	ASTM E84	BS 476, part 7 Class1 BS 476 part 6 Class0

**3-meter length is compressed to 900–1100 mm with compression ratio of 3:1.
Tolerance applicable ± 5%.**

Specification Data



No.	Specifications	Uninsulated Combi Flexible Duct	Uninsulated Pvc Flexible Duct	Insulated Pvc Flexible Duct
	MODEL No	ADUI6-B	ADUI7-G & B	ADI7-G & B
1	Inner Core	Double Laminated PVC with Aluminium Foil Polyester film, Permanently bonded to corrosion resistant steel wire helix.	PVC Permanently bonded to corrosion resistant steel wire	PVC Permanently bonded to corrosion resistant steel wire
2	Outer Jacket	-	-	LDPE
3	Nominal Diameter (ID)	3" to 12.5" (80 mm - 315 mm)	3" to 12.5" (80 mm - 315 mm)	3" to 12.5" (80 mm - 315 mm)
4	Insulation Thickness	-	-	25 mm
5	Insulation Density	-	-	16 kg/m
6	R Value	-	-	4.2
6	Standard Length	2, 5, 10 Meter & 25 Feet	2, 5, 10 Meter & 25 Feet	2, 5, 10 Meter & 25 Feet
7	Heating Temperature	25-150 °C	25-150 °C	20-100 °C
8	Operating Pressure	2000 Pascal max- all diameters	1495 Pascal - all diameters	1495 Pascal - all diameters
9	Operating Temperature	-20°C to + 80°C	-20°C to + 80°C	-20°C to + 80°C
10	Maximum Air Velocity	25 m/s max	20 m/s max	20 m/s max
11	Available Options Upon Request	Black Standard Color Customized lengths	Grey & Black Standard Colors Customized lengths	Grey & Black Standard Colors Customized lengths

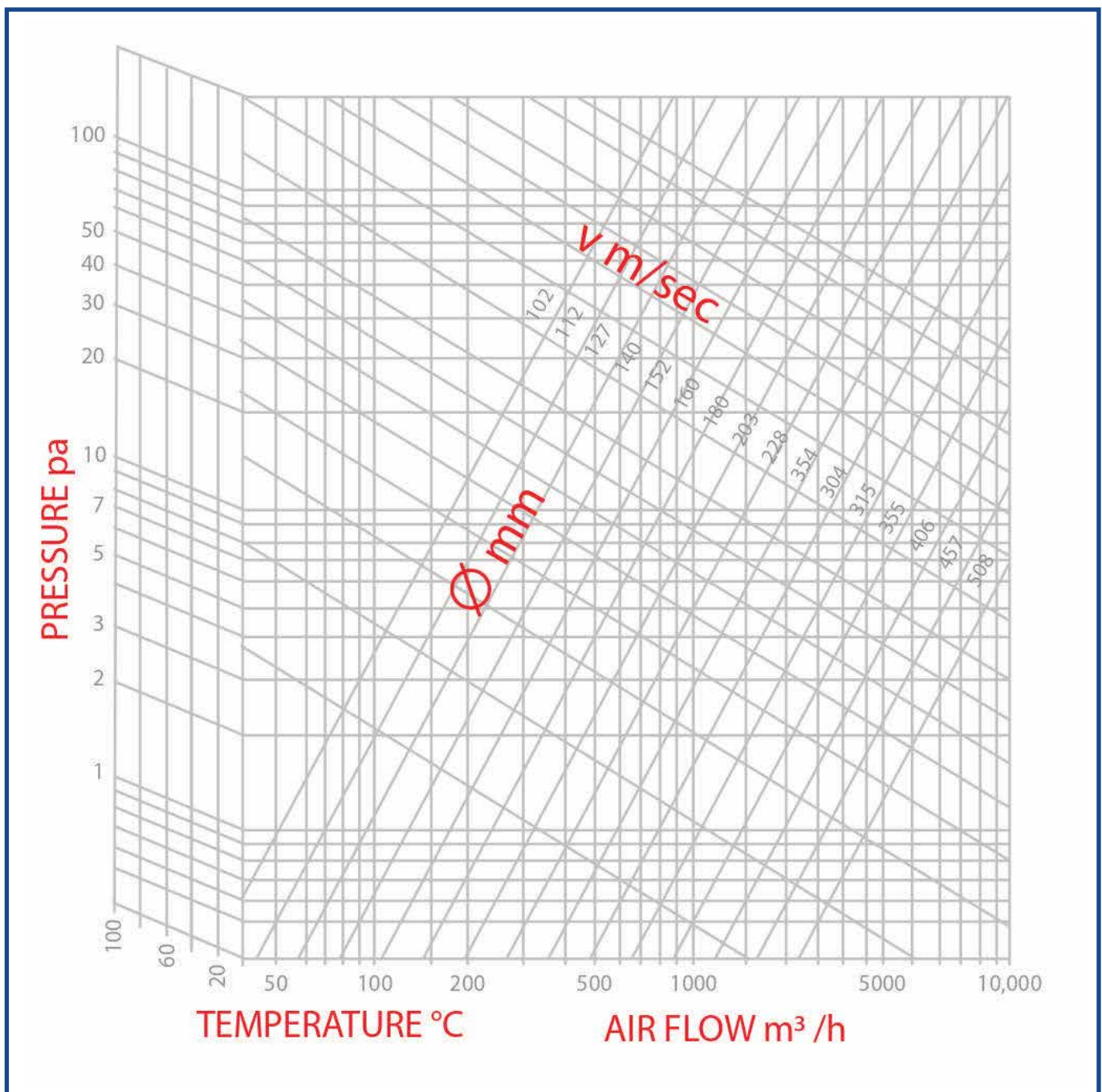
Tolerance applicable $\pm 5\%$.

Minimum Order Quantity required (MOQ).

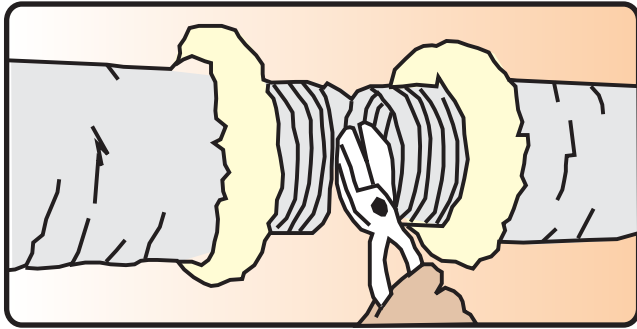
Main Features

- Economical solution to connecting equipment in air conditioning and ventilation systems, across a broad spectrum of applications such as residential, commercial and industrial projects
- Flexible construction renders ease of installation in areas where rigid ducts cannot be fixed
- Ideal for use in low to medium pressure ductwork systems
- Options for insulated and uninsulated models
- Tear and puncture resistant construction

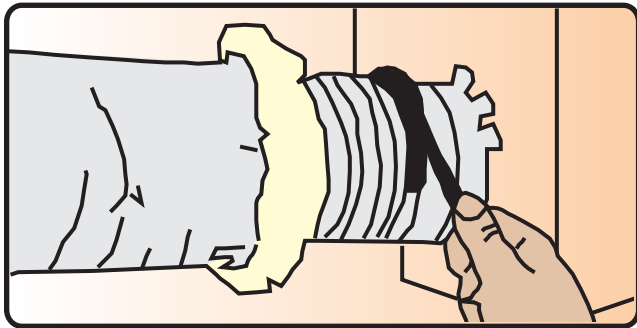
Pressure Loss Diagram



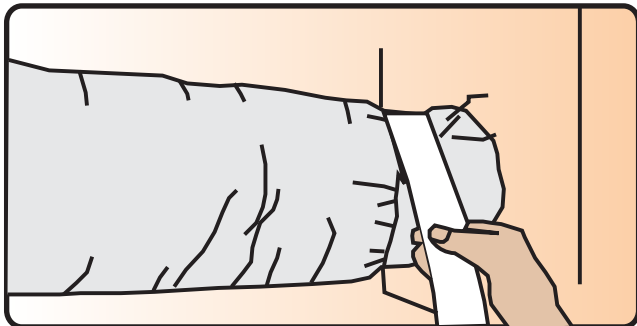
CONNECTIONS



Cut completely around and through the duct with knife or scissors. Cut the wire with wire cutters. Fold back the jacket and insulation



Slide at least 1" (25mm) of core over fitting and past the bead. Seal core to cover with 2 wraps of duct tape. Secure the connection with Aeroduct clamp placed over the core and tape and past the bead.

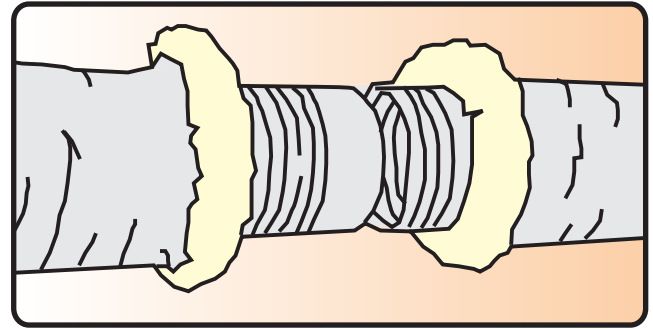


Pull jacket and insulation back over the core. Use at least 2 wraps of duct tape to tape the jacket. You may use a clamp along with or instead of the duct tape.

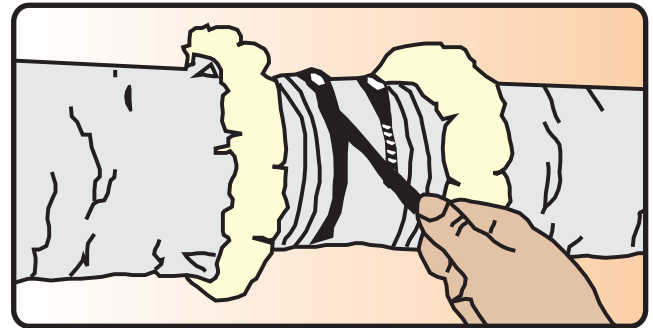
Precautions during installation:

Aeroduct insulated ducts use fiberglass insulation which is classified as a possible cancer hazard by inhalation. In addition fiberglass insulation may cause temporary irritation to the eyes and skin. Kindly ensure that protective clothing, face mask and gloves are used while handling or installing the flexible ducts. Wash hands properly with soap and water after use.

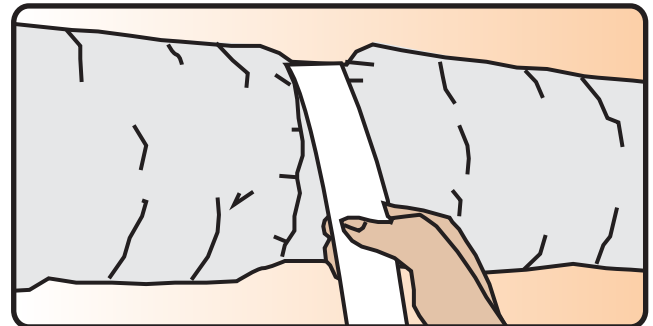
SPLICES



Fold Fold back jacket and insulation from core. Butt 2 cores together on a standard 4" (100mm) length metal sleeve.



Use at least 2 wraps of duct tape to tape the jacket. Secure the connection with Aeroduct clamp placed over the core and tape and past the bead.



Pull jacket and insulation back over cores. Use at least 2 wraps of duct tape to tape the jacket.




Model	Size	Packaging per box
ADGSB09-6-30	09mm (Width)	30 MTR
ADBL09	09mm (Width)	50 Pieces

Tolerance applicable \pm 5%.

GALVANIZED STEEL

Aeroduct Banding are galvanized zinc protected steel. This is most popular clip in our range. Ideally suited for most day requirements for joining hose in areas such as the HVAC industry and the automotive aftermarket, agricultural application, such as irrigation and farm machinery, pneumatic and hydraulic application in the industrial sector, hardware/DIY applications and in construction.



INSULATION FASTENERS

AD26B13D

Insulation Fasteners (IF) / PERFORATED BASE HANGERS (PIF)


Base : 28 Gauge Metal
Size : 50mm x 50mm

Pin: Aluminium Plated
Packaging: 500 pieces per box with Steel Washers

Self Adhesive Base Type Model No.	Perforated Base Type Model No.	Pin Length (inches/mm)	Use for Insulation size
IFAS34	PIFAS 34	0.75" / 19mm	1/2"
IFAS114	PIFAS 114	1.25" / 32mm	1"
IFAS134	PIFAS 134	1.75" / 45mm	1 1/2"
IFAS200	PIFAS 200	2.0" / 51 mm	1 1/2"
IFAS250	PIFAS 250	2.5" / 65mm	2"
IFAS300	PIFAS 300	3.0" / 75mm	2.5"
IFAS80M	PIFAS 80M	80mm	3"
IFAS400	PIFAS 400	4.0" / 100mm	3.5"
IFAS450	PIFAS 450	4.5" / 110mm	4"
IFAS120M	PIFAS 120M	120mm	4"
IFAS130M	PIFAS 130M	130mm	4.5"
IFAS140M	PIFAS 140M	140mm	5"
IFAS150M	PIFAS 150M	150mm	5.5"
IFAS160M	PIFAS 160M	160mm	6"



Self Adhesive Type - Aluminium Nail Reinforced



Self adhesive type-Aluminium nail
Easy to bend and cut



Perforated Base Type Available in Aluminium nail.

Tolerance applicable ± 5%.

Note: 1 inch is equivalent to 25mm.

Custom lengths available upon request.

Insulation Fasteners Compact (IFCAS)

Base : 28 Gauge Metal
Size : 35mm x 35mm

Pin: Aluminium Plated
Packaging : 1000 pieces per box with Steel Washers

Model No.	Pin Length (inches)	Use for Insulation size
IFCAS34	0.75	1/2"
IFCAS114	1.25	1"
IFCAS134	1.75	1 1/2"
IFCAS200	2.0	1 1/2"
IFCAS250	2.5	2"




Tolerance applicable ± 5%.

The steel base is made from Galvanized steel, is a aluminium pin and double sided self adhesive tape having high shear strength. The use of this pin prevents corrosion on the sheet metal which is caused by the welding fasteners.

SW Washers

Model No.	Size	Description	pieces per box
SW-500	32 x 32 mm	Galvanized Steel Washers	500



Tolerance applicable $\pm 5\%$.

Adhesive Tape Technical Details

Base Material : Polyethylene foam with aggressive pressure sensitive solvent acrylic adhesive

Service Temperature: -5 deg C to +65 Deg C.

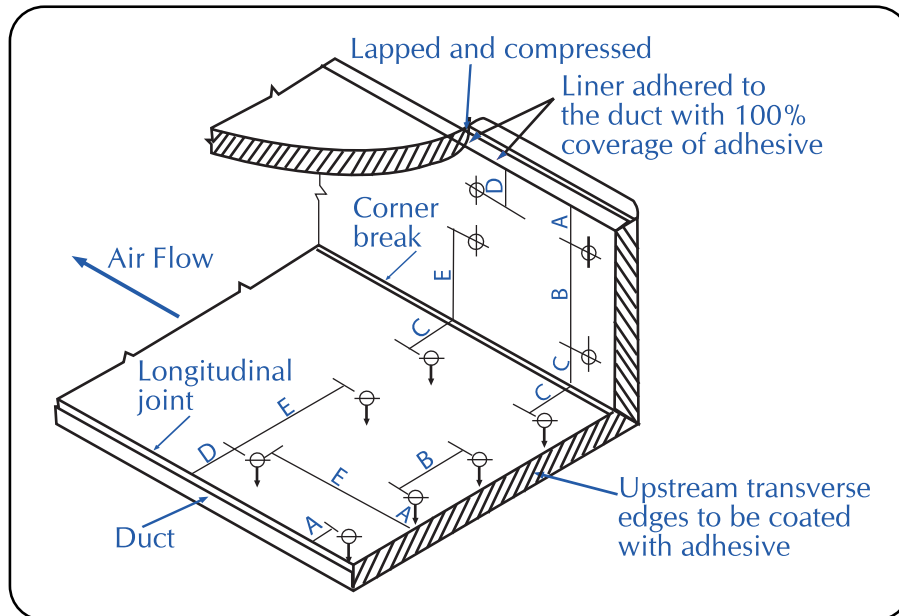
Highly resistant to abrasion, corrosion and moisture.

Confirms to European Directive 2000/53 (Lead, Chromium VI, Mercury, Cadmium free)

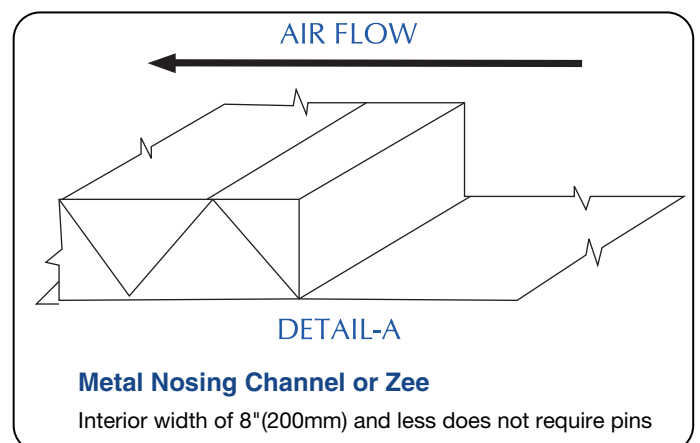
10 Minute 180 degree Peel Adhesion: 30 N/25mm

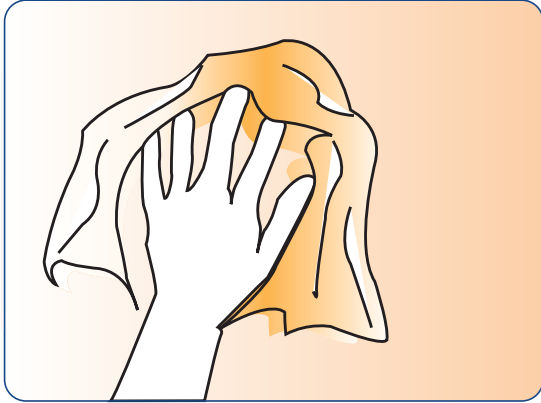
500 Hour Static Shear (Stainless Steel): 0.8 kg/cm²

Duct Liner Installation

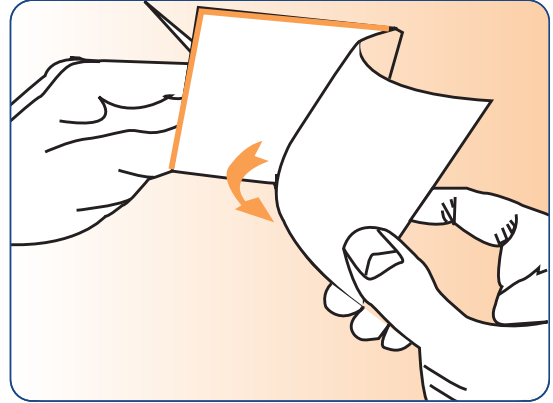


Velocity	Dimensions				
	A	B	C	D	E
0-2500 FPM (0-12.7 MPS)	3" (76.2)	12" (305)	4" (102)	6" (152)	18" (457)
2501-6000 FPM (12.7-30.5 MPS)	3" (76.2)	6" (152)	4" (102)	6" (152)	16" (406)

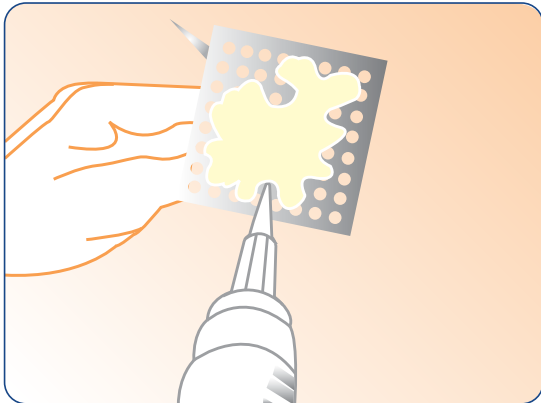




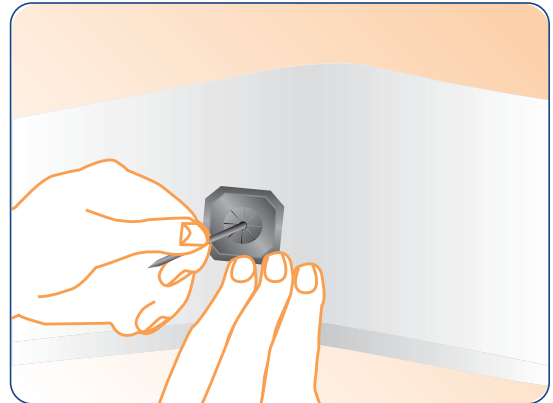
Ensure that the surface is clean and dry, free from oil, grease or any dust particles




Remove protection paper from the base of the insulation fastener.



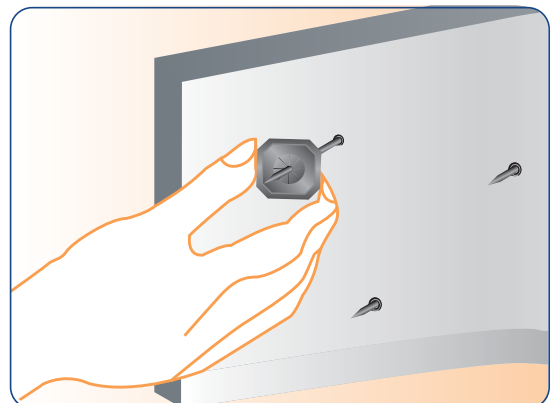
Apply glue to the base of the perforated hanger and fix to the surface



Firmly press the base of the pin at the required position on to the steel surface



Fix the insulation over the pins



Lock the insulation firmly to the steel surface using the steel washers provided.

PROJECT REFERENCES



**WORLD TRADE CENTER
DUBAI, UAE**



**WADI AL SAFA
DUBAI, UAE**



**AETERNITAS TOWER
DUBAI, UAE**



**ABU DHABI AIRPORT,
UAE**



**DAS ISLAND RESIDENTIAL
DEVELOPMENT, ABU DHABI, UAE**



**REEM MALL
ABU DHABI, UAE**



**BALGHAIYAM DEVELOPMENT
ABU DHABI, UAE**



**KING KHALID AIRPORT,
KSA**

AD26B13D

PROJECT REFERENCES



**SAUDI ENTERTAINMENT
VENTURES, KSA**



**SULIMAN AL HABIB HOSPITAL,
KSA**



DIRIYAH GATE, KSA



**AMAN HOSPITAL,
QATAR**



**BURJ DAMAC SEAR VIEWS
APARTMENT, QATAR**



**WALDROF ASTORIA,
QATAR**



**MARINA MIX 004 TOWER PROJECT,
QATAR**



**LUSAIL PLAZA TOWERS,
QATAR**

AD26B13D



CERTIFICATE OF REGISTRATION

This is to certify that the management system of:

Hira Industries LLC

Main Site: Plot No 118 to 123, 307, 309 & 311, Al Ghail Industrial Park – RAKEZ, P.O. Box 9013, Ras Al Khaimah, United Arab Emirates

has been registered by Intertek as conforming to the requirements of:

ISO 9001:2015

The management system is applicable to:
 Manufacture of Aerosound Underlay, Flooring Mats/Tiles, Molded and Extruded Rubber Products, Ducting Accessories, Smoke And Fire Curtains, Pipe Support Systems, Adhesive Tapes and Aerofoam Closed Cell Polyolefin and Elastomeric Insulation Products; Trading in HVAC Products.

This certificate includes 2 appendices for sites legal entities, addresses and scopes of the multisite organization.

Certificate Number: 0112982
Initial Certification Date: 07 May 2018
Date of Certification Decision: 27 March 2024
Issuing Date: 27 March 2024
Valid Until: 06 May 2027




Calin Moldovean
 President, Business Assurance

Intertek Certification Limited, 10A Victory Park, Victory Road, Derby DE24 8ZF, United Kingdom



Intertek Certification Limited is a UKAS accredited body under schedule of accreditation no. 014.

In the issuance of this certificate, Intertek assumes no liability to any party other than to the Client, and then only in accordance with the agreed upon Certification Agreement. This certificate's validity is subject to the organization maintaining their system in accordance with Intertek's requirements for systems certification. Validity may be confirmed via email at certificate.validation@intertek.com or by scanning the code to the right with a smartphone. The certificate remains the property of Intertek, to which it must be returned upon request.





CERTIFICATE OF REGISTRATION

This is to certify that the management system of:

Hira Industries LLC

Main Site: Plot No 118 to 123, 307, 309 & 311, Al Ghail Industrial Park – RAKEZ, P.O. Box 9013, Ras Al Khaimah, United Arab Emirates

has been registered by Intertek as conforming to the requirements of:

ISO 45001:2018

Certified to OHSAS 18001:2007 from 07.05.2018 to 04.05.2020

The management system is applicable to:
 Manufacture of Aerosound Underlay, Flooring Mats/Tiles, Molded and Extruded Rubber Products, Ducting Accessories, Smoke And Fire Curtains, Pipe Support Systems, Adhesive Tapes and Aerofoam Closed Cell Polyolefin and Elastomeric Insulation Products.

Certificate Number: 0101447
Initial Certification Date: 07 May 2018
Date of Certification Decision: 27 March 2024
Issuing Date: 27 March 2024
Valid Until: 06 May 2027




Calin Moldovean
 President, Business Assurance

Intertek Certification Limited, 10A Victory Park, Victory Road, Derby DE24 8ZF, United Kingdom

Intertek Certification Limited is a UKAS accredited body under schedule of accreditation no. 014.



Intertek Certification Limited is a UKAS accredited body under schedule of accreditation no. 014.

In the issuance of this certificate, Intertek assumes no liability to any party other than to the Client, and then only in accordance with the agreed upon Certification Agreement. This certificate's validity is subject to the organization maintaining their system in accordance with Intertek's requirements for systems certification. Validity may be confirmed via email at certificate.validation@intertek.com or by scanning the code to the right with a smartphone. The certificate remains the property of Intertek, to which it must be returned upon request.





CERTIFICATE OF REGISTRATION

This is to certify that the management system of:

Hira Industries LLC

Main Site: Plot No 118 to 123, 307, 309 & 311, Al Ghail Industrial Park – RAKEZ, P.O. Box 9013, Ras Al Khaimah, United Arab Emirates

has been registered by Intertek as conforming to the requirements of:

ISO 14001:2015

The management system is applicable to:
 Manufacture of Aerosound Underlay, Flooring Mats/Tiles, Molded and Extruded Rubber Products, Ducting Accessories, Smoke And Fire Curtains, Pipe Support Systems, Adhesive Tapes and Aerofoam Closed Cell Polyolefin and Elastomeric Insulation Products.

Certificate Number: 0112983
Initial Certification Date: 07 May 2018
Date of Certification Decision: 27 March 2024
Issuing Date: 27 March 2024
Valid Until: 06 May 2027




Calin Moldovean
 President, Business Assurance

Intertek Certification Limited, 10A Victory Park, Victory Road, Derby DE24 8ZF, United Kingdom

Intertek Certification Limited is a UKAS accredited body under schedule of accreditation no. 014.



Intertek Certification Limited is a UKAS accredited body under schedule of accreditation no. 014.

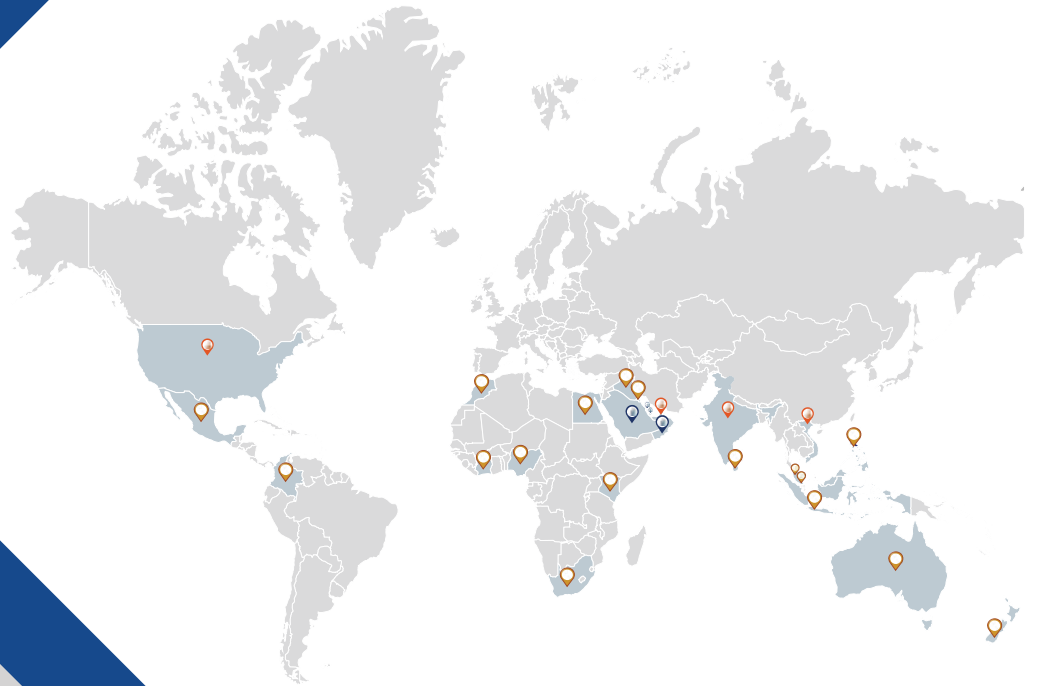
In the issuance of this certificate, Intertek assumes no liability to any party other than to the Client, and then only in accordance with the agreed upon Certification Agreement. This certificate's validity is subject to the organization maintaining their system in accordance with Intertek's requirements for systems certification. Validity may be confirmed via email at certificate.validation@intertek.com or by scanning the code to the right with a smartphone. The certificate remains the property of Intertek, to which it must be returned upon request.



AERODUCT

Ducting Accessories

GLOBAL FOOTPRINT



Manufacturing Units



Registered Entities



Channel Partners



Manufactured By: Hira Industries LLC (AERODUCT DIVISION)

P.O.Box: 113462, Dubai - U.A.E.

Tel : +971 4 884 8414

Fax : +971 4 884 8434

Email: connect@aeroduct.ae

www.rhira.com



AD26B13D